

VISCOTAQ™ COATING PATCH



Coating for Exothermic Welds/Pin Braze Connections, Holidays & more

ViscotAQ™ Coating Patch is a peel and stick product designed to provide corrosion prevention to areas where lead wires and test wires are connected to the substrate by means of exothermic welds and/or pin brazes. Welding destroys existing protective systems, thereby subjecting the welded area to immediate corrosive attack. The ViscotAQ Coating Patch can be applied with minimal surface preparation, does not require a primer, forms to virtually any shape, works well with the existing pipe coating regardless of type, and provides long-term corrosion protection.

COMPOSITION

ViscotAQ™ is a non-crystalline a-polar viscous elastic (viscoelastic) semi-solid polyolefin coating for corrosion prevention and waterproofing of underground and aboveground substrates.

ViscotAQ's molecular chemistry is unique and designed in such a way that the viscosity gives it permanent wetting characteristics and the elasticity of the product provides the strength and feeling of a semi-solid. The ViscotAQ™ compound bonds to the substrate by means of Van der Waals principles, penetrating the pores and anomalies of the substrate. The compound remains in intimate contact with the substrate creating an impermeable homogeneous corrosion prevention/waterproof coating.

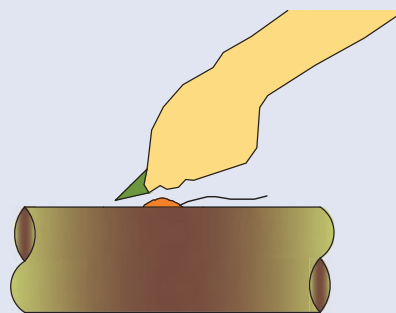
FEATURES

- Impermeable to moisture and gases
- Immediate adhesion to substrate / permanent wetting characteristics
- No primer needed
- Easy to apply, no mixing or messy clean-up
- Minimal surface preparation required (sandpaper / solvent wipe)
- Self-healing characteristics
- Inert material, no deterioration over time
- Resistant to aggressive soil conditions such as water, acid, salts, or soil organics
- Quick long-term protective coating, ready for immediate service
- Contains no solvents, no carcinogens, non-toxic, non-flammable
- Never cracks or becomes brittle
- Flexible, pliable, easily conforms to irregular shapes
- UV resistant & Freeze / thaw resistant
- Application ranges from -45°F to 158°F (-45°C to 70°C)
- Ability to fill voids and anomalies of substrate

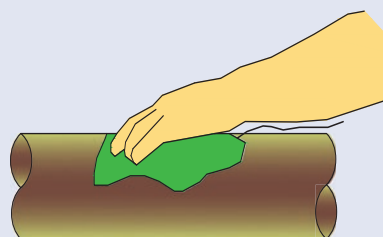


METHOD OF APPLICATION

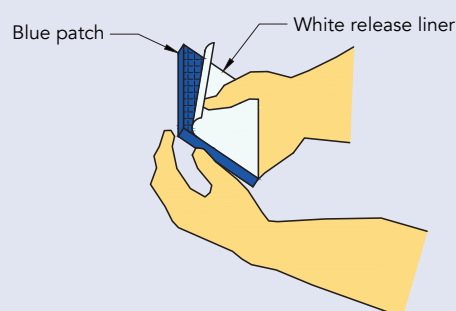
1. Use the Abrasive Cleaning Pad included in the kit (if needed) to clean the exothermic weld and the existing coating around the weld where the patch is to be applied.



2. Clean the area to be coated with cleaning wipe. Remove any loose particles, grease, debris or moisture. The area should be clean and dry. Please refer to the ViscotAQ Technical Manual for full surface preparation requirements.



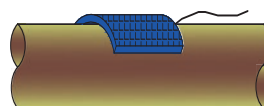
3. Remove ViscotAQ Coating Patch from packaging and peel off release liner.



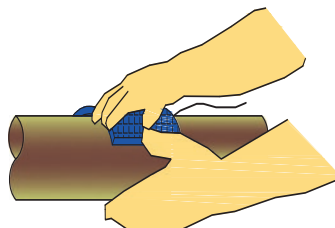
(Continued overleaf.)

VISCOTAQ™ COATING PATCH

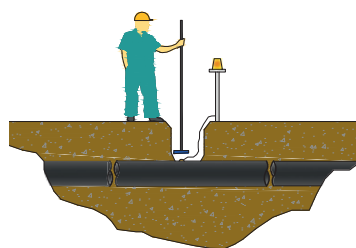
4. Apply the Viscotaq Coating Patch over the area to be coated. The patch must overlap a minimum of ½" onto the existing coating.



5. Apply sufficient pressure to the patch to ensure complete adhesion. Multiple patches can be used, overlap a minimum of ½".



6. Viscotaq Coating Patch comes with Velcro dot for use at keyhole applications.



VISCOTAQ™ COATING PATCH – TYPICAL PROPERTIES

MEASUREMENT	VALUE	METHOD
Glass Transition Temperature	-42.92°C / -45.26°F	ASTM E1356-03
Material State	Solid	NA
Density	1.1-1.3	DIN 53479
Water Vapour Permeability	<4 *10 ⁻⁴ g/day/m ² /Pa	ASTM E96/96M-10
Water Absorption	<0,03 %	ISO 62
Water Penetration	<0.14% (1800 hrs, 6V, 3% NaCl)	ASTM G9-87
Dielectric Strength	>17.5 kV/mm	ASTM D149-09
UV/Weather Cycle Test	Excellent, rating 10	ASTM D4587, 1000 hours
Wet Adhesion Test	Excellent	CSA Z245-20-06 Sec. 12.14
Chemical Resistance in Aggressive Soils	Excellent No deterioration, 72 hours at 70° C/158° F No corrosion, 72 hours at 70° C/158° F	1. Sulfuric acid 30% 2. Nitric acid 10% 3. Fosforic acid 20% 4. Chloric acid 10%



PUB No. 612.12.2021



WINN & COALES (DENSO) LTD

TEL: +44 (0) 208 670 7511
FAX: +44 (0) 208 761 2456
EMAIL: mail@denso.net
WEB: www.denso.net

Winn & Coales (Denso) Ltd
33 - 35 Chapel Road
London SE27 0TR
UNITED KINGDOM

